


ĎTSKÉ STRÁNKY

PODKLADOVÁ TABULKA



písmenko	obrázek	obrázek	obrázek
písmenko	obrázek	obrázek	obrázek
písmenko	obrázek	obrázek	obrázek
písmenko	obrázek	obrázek	obrázek
písmenko	obrázek	obrázek	obrázek
písmenko	obrázek	obrázek	obrázek
písmenko	obrázek	obrázek	obrázek




ĚTSKÉ STRÁNKY

KARTIČKY


A




B



C





Č



D



E



ĚTSKÉ STRÁNKY

KARTIČKY

F




G



H





CH



I




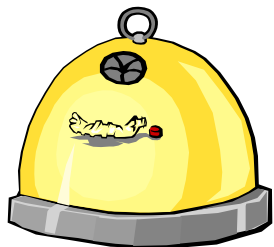
J



ĚTSKÉ STRÁNKY

KARTIČKY




K



L






M




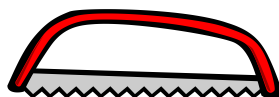
N



O






P



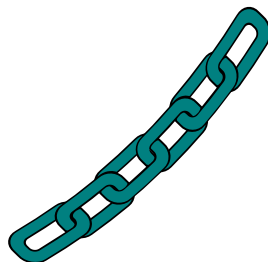

ĚTSKÉ STRÁNKY

KARTIČKY

R




Ř





S




Š



T



U



KARTIČKY

V			
Z			
Ž			

Návod k aktivitě:

Vytiskněte si podkladovou tabulku i kartičky s písmenky a obrázky na tvrdý papír nebo je podlepte či zalaminujte.

Prohlédněte si s dětmi všechny obrázky a pojmenujte je. Zaměřte se na první písmenko, které děti ve slově uslyší. Kartičky vystříhněte.

Na podkladovou tabulku položte písmena. Úkolem dětí je najít obrázky, které začínají na dané písmenko.